




HELPING STUDENTS LEARN

25 OCTOBER 2023

TL



HM Government



WELCOME



TL

TODAY'S TEAM



Kelly Goudge

Webinar Host

Head of Events

SDN



Simon Shaw

Webinar Presenter

Industry Placement Specialist

SDN

FORMAT

Broadcast

Your microphone will be muted

Use the Q&A function for questions


Feel free to use the chat box

AGENDA

- 1 Context – T Levels and industry placements**
- 2 Create a supportive environment**
- 3 Help students learn technical skills**
- 4 Help students be professional**
- 5 Plan the placement**
- 6 The student's perspective**
- 7 Benefits to the organisation**
- 8 Next steps and support**

POLL *Which of these best describes where your organisation is currently at with industry placements?*

- 1 *We already host one or more students.*
- 2 *We already host one or more students and are planning to expand the number this year.*
- 3 *We're in the planning stage and intend to host one or more students this year.*
- 4 *We haven't made up our mind about hosting students yet.*



1. CONTEXT



TL

THE T LEVEL PROGRAMME

2 years

80%

Up to 1400
hours

TECHNICAL QUALIFICATION

Core

English and
maths

Occupational
specialism

Other
requirements

20%

At least
315 hours
350 hours
average

Technical skills and
knowledge

Practical skills for
employment

Meaningful
contribution in the
workplace

INDUSTRY PLACEMENT

WHICH T LEVELS WILL THERE BE, AND WHEN?

AUTUMN 2020

- Digital production, design and development
- Design, surveying and planning for construction
- Education and childcare

AUTUMN 2021

- Building services engineering for construction
- Digital business services
- Digital support services
- Health
- Healthcare science
- Onsite construction
- Science

AUTUMN 2022

- Finance
- Accounting
- Maintenance, installation and repair for engineering and manufacturing

- Engineering, manufacturing, processing and control
- Design and development for engineering and manufacturing
- Management and administration

AUTUMN 2023

- Agriculture, land management and production
- Legal services

AUTUMN 2024

- Animal care and management
- Craft and design
- Media, broadcast and production
- Hair, beauty and aesthetics

AUTUMN 2025


- Marketing

Future

- Catering

INDUSTRY PLACEMENTS

- Time spent by a 16-19 year old student, learning and working in an organisation
- **In a real environment** – with an employer, making a meaningful contribution to the organisation
- Minimum of **315 hours** (approx. 45 working days)
- **Occupationally-specific** – developing students' practical and technical skills



2. CREATE A SUPPORTIVE ENVIRONMENT





TOP TIP

“Pick the right staff to deal with them, give them a mentor when they come in straightaway, make sure they’re busy and part of it, and make them want to stay. Because they are your recruitment plans for years to come.”

Rob Dodds, Unipres Training Academy,
Sunderland







“When I was working in orthopaedics there was this doctor who let me shadow her the entire time. She took me under her wing and showed me how it was. She really made me feel comfortable.”

Joseph, placement student at QE Hospital, Gateshead



**MORGAN
SINDALL**
CONSTRUCTION



***3. HELP STUDENTS
LEARN TECHNICAL
SKILLS***





EXAMPLE PROJECTS: HEALTHCARE

Healthcare Support Work – Children and Young People

Two students joined the Healthcare support team for children and young people at a large NHS Trust. The primary objective was to support the development of children and young people.

Project activities

- Design and develop ideas for distraction techniques supporting the development of the well and sick child and present them to the team.
- Under supervision, assist registered nursing staff to record a range of physiological measurements of patients, such as blood pressure, oxygen saturation or blood sugar levels.
- Use active listening and engage with individuals to develop rapport and build confidence thereby assisting with patients' overall comfort and wellbeing.

EXAMPLE TASKS: DIGITAL

WEBSITE DESIGN

Interpret website designs and research internet for content

Review branding, interface design and user experience

Create user acceptance testing plans and templates

Analyse and present website traffic data using analytics



DATA ANALYST

Data mining, collection, formatting and saving datasets

Merge datasets from multiple sources for advanced analysis

Clean data, find faults, and test data integrity

Use data analysis tools and basic statistical techniques to identify trends and patterns



IT HELP DESK

Respond to user hardware and software issues and faults

Troubleshooting and practical problem solving

Provide simple technical briefings to staff on new technology

Record user support interventions, outcomes and feedback

Set up and maintain devices, test network connections and security



Tips for tasks

- Make them interesting and challenging
- Vary tasks throughout the placement
- Consider the sequence
- Develop the student's practical skills
- Be realistic
- Supervise and train students
- Reflect the role







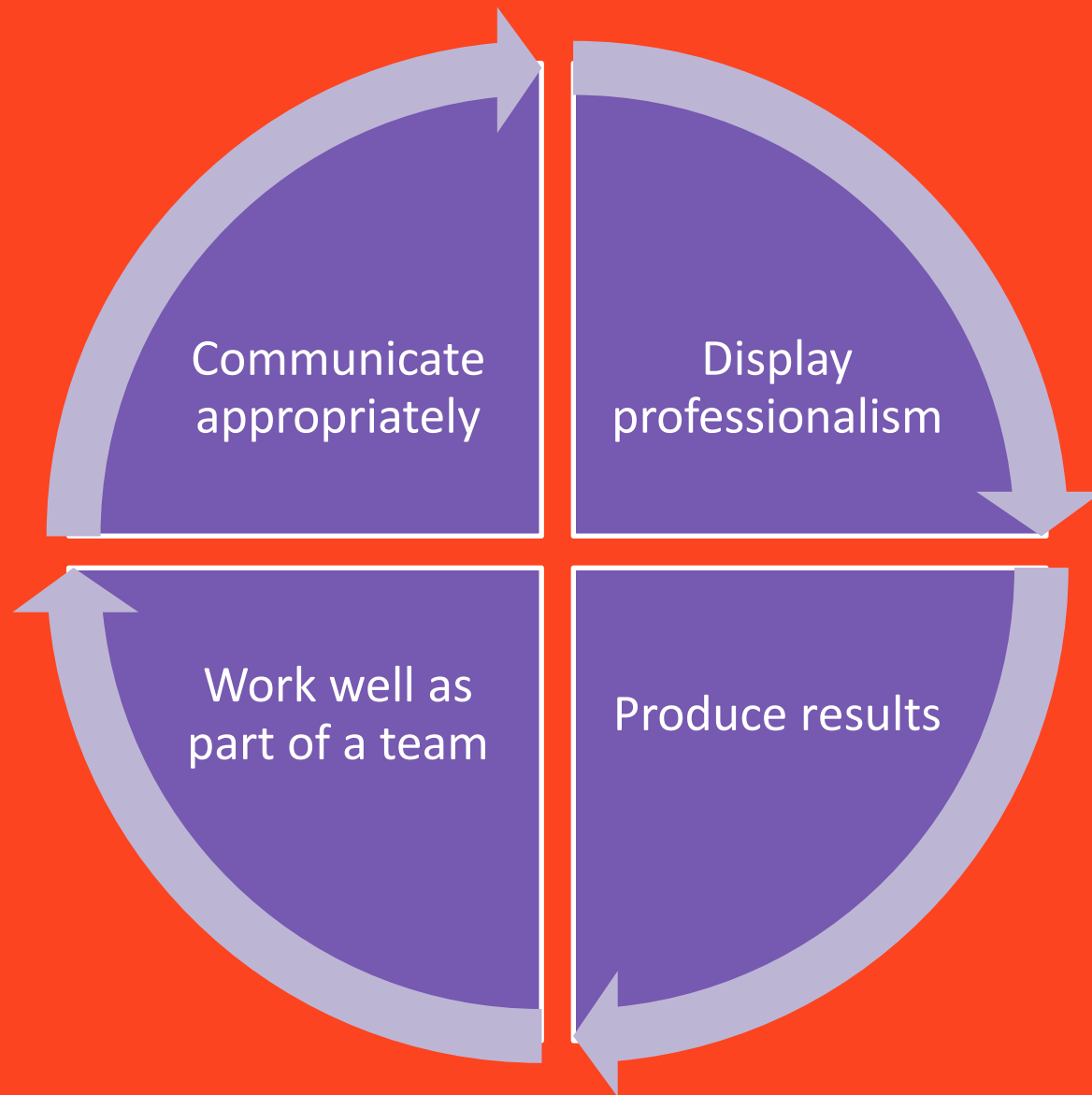
***4. HELP STUDENTS
BE PROFESSIONAL***







TL




CHECKLIST

BEING PROFESSIONAL



Display professionalism

- Be courteous and respectful to your work colleagues and members of the public.
- Be reliable – have good attendance and time keeping and contact your manager immediately and directly if you are unable to attend work because of illness or another reason.
- Be enthusiastic and interested in your work.
- Dress appropriately for the employer's work environment.
- Don't get distracted by personal issues or your mobile phone whilst at work – only use your phone during formally recognised breaks or in an emergency.
- Keep calm under pressure.
- Take responsibility for your actions.
- Always comply with organisational policy and procedures, including health and safety, equal opportunities, equality and diversity, appropriate IT use, disciplinary procedures, and acceptable behaviour.
- Maintain confidentiality regarding any of the information you access whilst on your placement – this includes not gossiping and keeping confidential any personal information that work colleagues share with you.
- Don't do anything which may bring you, your employer or your education provider into disrepute or negatively affect their reputation.

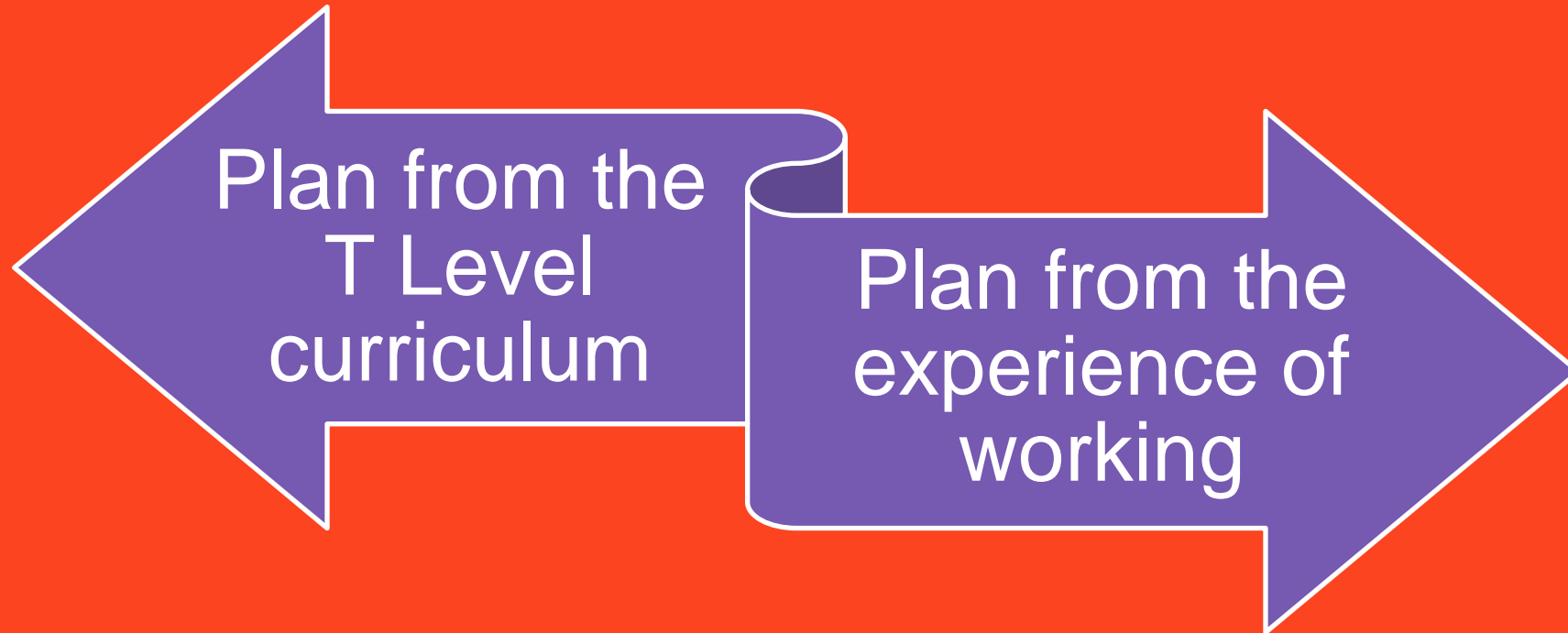


5. PLAN THE PLACEMENT





PLANNING MODELS




Rotation



WHAT DO INDUSTRY PLACEMENT HOSTS OFFER?

- Onboarding and induction
- A safe, healthy and supportive work environment
- Someone to supervise, coach and mentor the student
- **Tasks and projects** that help the student to learn practical and technical skills
- Equipment and resources for the work
- Feedback and review



Delivery approaches and combinations

All T Levels

**WORK TASTER
ACTIVITIES**

**SMALL TEAM
PROJECTS**

**PATHWAY
PLACEMENTS**

**PART TIME WORK
RELATED TO
PATHWAY**



**SHARED
PLACEMENTS**

**SUPPLY CHAIN +
EMPLOYER
NETWORKS**

**SPECIAL
EDUCATIONAL
NEEDS AND
DISABILITY**

**YOUTH
OFFENDERS**




Some T Levels

**ROUTE LEVEL
PLACEMENTS**

**SKILLS HUBS/
EMPLOYER
TRAINING
CENTRES**

**HYBRID
PLACEMENTS**



Example A

SHARED PLACEMENT

A small family-run café and a high-end restaurant in the same town host a shared placement for a student on a Catering T Level. The student's specialist area is professional cookery. The café helps the student to get a basic understanding of how a kitchen runs and learn about food service. The restaurant is a much faster-paced, varied environment in which the student learns high-level technical culinary skills. The placement time is split roughly one-third in the café and two-thirds in the restaurant.



Example B

SKILLS HUB

An engineering firm has its own training centre where recruits learn to use specialist equipment in a controlled environment. This helps to overcome health and safety concerns around young people going into the workplace. The centre is used by students on Engineering and Manufacturing T Levels, including students in placements with other local engineering firms. The training takes place in a block of 70 hours, around one-fifth of the total placement time, after which the students complete the rest of their placement with their host employer.

TL




Example C

HYBRID + SHARED

A national employer has offered a remote placement to a student specialising in investment banking as part of the T Level in Legal, Finance and Accounting. This part of the placement allows the student to learn specialist skills in analysing financial information, applying risk management principles, and explaining financial products and services. The student spends the remaining four-fifths of their placement time in the office of a local accounting firm, learning general skills relating to the financial sector.

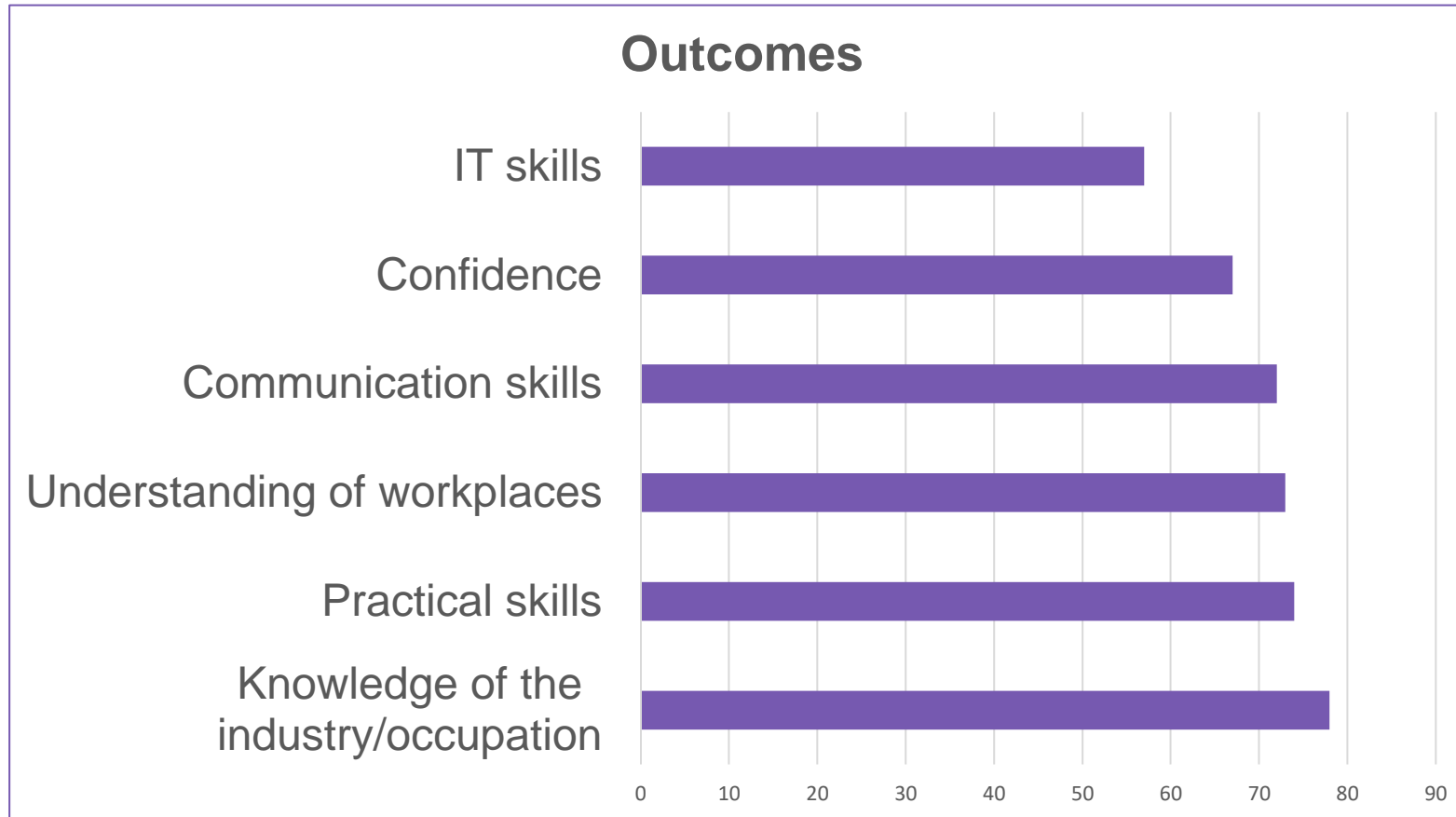




6. THE STUDENT'S PERSPECTIVE



What do students gain?




Source: Technical education learner survey Research report May 2022

What do students value most?

Drivers of satisfaction	Correlation	%
I felt supported by the employer during the placement	.57	87
The placement was a good challenge for me	.45	87
The placement directly related to my T Level course	.44	89
I was fully prepared for my placement	.31	73
The placement came at the right point in the course	.31	58
I felt supported by my provider during the placement	.27	75

Source: Technical education learner survey Research report May 2022



“When I started the T Level course I didn’t really know if I wanted to do nursing. Going on placement has given me the reality of what actually working in a hospital would be like. This is what I really want to do.”

Samara, placement student at QE Hospital, Gateshead






***7. BENEFITS TO
THE ORGANISATION***




HOW DO INDUSTRY PLACEMENT HOSTS BENEFIT?

- Skills for the future
- Train your own
- Set standards
- Promote ambition
- Create opportunities for staff







***NEXT STEPS
AND SUPPORT***



POLL ***Based on what you have heard about industry placements:***

- 1 Are you more likely to implement industry placements?*
- 2 Are you more confident to implement industry placements?*
- 3 Has this webinar been useful and practical for your industry placements planning?*

POLL *Based on your current circumstances and your understanding of T Levels, is your organisation likely to offer Industry Placements?*

- 1 *Yes - we are already hosting T Level Industry Placements*
- 2 *Yes – in the next six months*
- 3 *Yes – in seven to twelve months*
- 4 *Yes – more than a year from now*
- 5 *Not in the foreseeable future*
- 6 *No*
- 7 *Don't know*

<https://employers.tlevels.gov.uk/>

- Bespoke one-to-one support
- Tools, resources and case studies
- Book workshops and webinars

TL

T Levels and industry placement support for employers



[About industry placements](#)

Find out more about what industry placements and T Levels are, and how they could work in your business.



[Business benefits and case studies](#)

Discover the benefits of hosting an industry placement at your company, including the £1,000 employer incentive.



[Plan industry placements](#)

Guidance to help you plan, including information about legal compliance, working with providers and paying students.



[During industry placements](#)

How to work with students while they are on a placement, and end-of-placement reviews.



[Skill areas and courses](#)

Discover the skill areas that industry placements cover and find out what placement students can offer.



[Workshops and webinars](#)

Online events to help you understand, plan and prepare to offer industry placements.

<https://employers.tlevels.gov.uk/>

Early access

to the brightest talent

Shape the **future**

of your industry

5 simple steps

[Find out how industry placements work](#)

Partner with a school or college

Search for providers

See schools and colleges near you.

Invite providers to contact you

Leave your details for them to get in touch.

▶ [Looking for providers in more than one location?](#)



[About T Levels and industry placements](#)

What industry placements



[Plan industry placements](#)

Guidance to help you plan,



[During industry placements](#)

How to work with



[Business benefits and case studies](#)

Discover the benefits of

Register an interest in T Levels and industry placements

Enter your details into our online form and we will share your interest in T Levels and industry placements with registered T Level schools and colleges for 12 weeks.

If a provider would like to speak to you about an industry placement or other T Level opportunity, they can contact you using the details you provide.

The form takes about 5 minutes to complete.

This form is only for employers with a single business location. If your organisation has multiple locations and you'd like to register an interest in T Levels and industry placements, [contact us](#)

[Register an interest](#)

More about T Levels and industry placements

[What are T Levels?](#)

[What are industry placements?](#)

[How industry placements work](#)


THANK YOU

<https://employers.tlevels.gov.uk/>



Disclaimer

This advice is general guidance and is not legal advice. It should not be acted on without a full understanding of your current situation. You can access the latest government guidance on industry placements at www.tlevels.gov.uk. SDN Enterprises Ltd (trading as SDN) has tried to ensure that the information and advice we give is accurate. However, SDN will not accept liability for any loss, damage or inconvenience arising as a consequence of any use of or the inability to use any information or advice given.



TL